

# The Lighthouse Family Retreat - Documentation

## I. Introduction

---

Carrie Sucharski and Sangeeta Jain prepared this document for The Lighthouse Family Retreat. The goal of this project is to redesign and recreate their existing website: <http://www.lighthousefamilyretreat.org/index.html> in order to enhance their web presence. The new web site will be user-friendlier and use a visually pleasing design that will deliver the information quickly, and effectively.

The mission of The Lighthouse Family Retreat is to serve children with cancer and their families at seaside retreat and help them to laugh, restore family relationships, and find hope in god. The purpose is to provide place of hope and renewal to families facing fear and challenges and allow them to escape for a week of fun and rejuvenation. The program is designed to reconnect families, strengthen parents, and bring laughter to children. The audience expected to visit this site are parents and guardians of children suffering with cancer, and a wide range of people interested in volunteering at the retreats and other events.

## II. Web Site Requirements

---

Web Site Requirements defines the art and science of structuring and organizing a web site to help people find and manage information. It is useful to provide a benchmark to measure the success of the site.

### A. Business/ Functional Requirements

- To reestablish a definite web presence for The Lighthouse Family Retreat
- To recreate the existing website with a more user-friendly and visually pleasing look
- To deliver the information quickly, and effectively

### B. User Requirements

- To get information about the different events
- To view photographs of the events
- To discuss/share their experiences through the message board

# The Lighthouse Family Retreat - Documentation

- To contact the staff/volunteers
- To sign up for mailing list

## **C. Design Requirements**

- Will have attractive colors, text and images
- Will have global navigation
- Will have alt tags for accessibility to all users
- Will be compatible with different browsers
- Will be designed for viewing with a resolution of 800x600 pixels
- Will be scalable to 100%
- Will provide error or alert messages where appropriate
- All images will be gif and jpeg and will be optimized

## **D. Technical Requirements**

- Hyper Text Markup Language (HTML) to build the web pages
- Cascading style sheets (CSS) for the page layouts
- JavaScript rollover to indicate the active, visited, and hover links
- JavaScript to provide error messages where appropriate
- CGI for email links

## **III. Site Map**

---

A site map is a visual representation of the navigation and content of a site. It is a diagram showing how elements of the site are grouped and how they link or relate to one another. A site map organizes all the pages within a website or web-based application, illustrating the big picture of the overall structure.

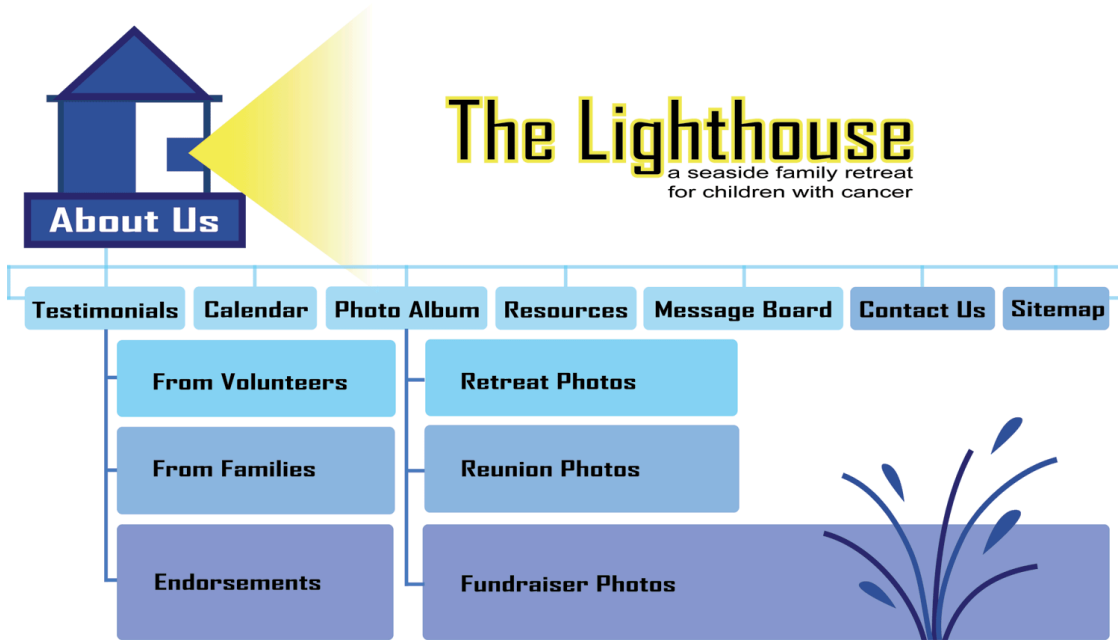


Figure #1: Sitemap for The Lighthouse website

## IV. Content Organization

---

Content organization establishes the labeling structure and content of the site. Content for this site will be in a topical manner. This is going to be the easiest way for the user to find what they are looking for. The labeling of each section is a key to creating a useable site with an intuitive navigation. The global navigation will be at the top and will consist of About Us, Testimonials, Calendar, Photo Album, Resources and Message Board. The utility navigation will consists of Contact Us, & Sitemap.

There will be the following content on [www.lighthousefamilyretreat.org](http://www.lighthousefamilyretreat.org)

### Section: About Us

- Information about the organization
- Images, Global Navigation and Utility Navigation

### Section: Testimonials

- Sub sections: Testimonials from families, Testimonials from volunteers, Endorsements

## The Lighthouse Family Retreat - Documentation

- Images, Global Navigation and Utility Navigation

### **Section: Calendar**

- Information about events
- Images, Global Navigation and Utility Navigation

### **Section: Photo Album**

- Sub section: Retreat photos, Reunion photos, and Fundraiser photos
- Images. Global Navigation and Utility Navigation

### **Section: Resources**

- External links to related websites
- Images, Global Navigation and Utility Navigation

### **Section: Message Board**

- Link to message board
- Images, Global Navigation and Utility Navigation

### **Section: Contact Us**

- Contact information
- Email link

### **Section: Sitemap**

- Clickable sitemap

## V. Visual Comps

---

Visual comps are graphical representations or visuals that transform the information architecture into a set of fully designed user interface pages. By applying and refining the initial design ideas, the Designer will define the user interface, including color use guidelines, typographical standards and visual hierarchies. The process will create innovative and usable images and icons to enhance the site's navigation and brand.

## The Lighthouse Family Retreat - Documentation

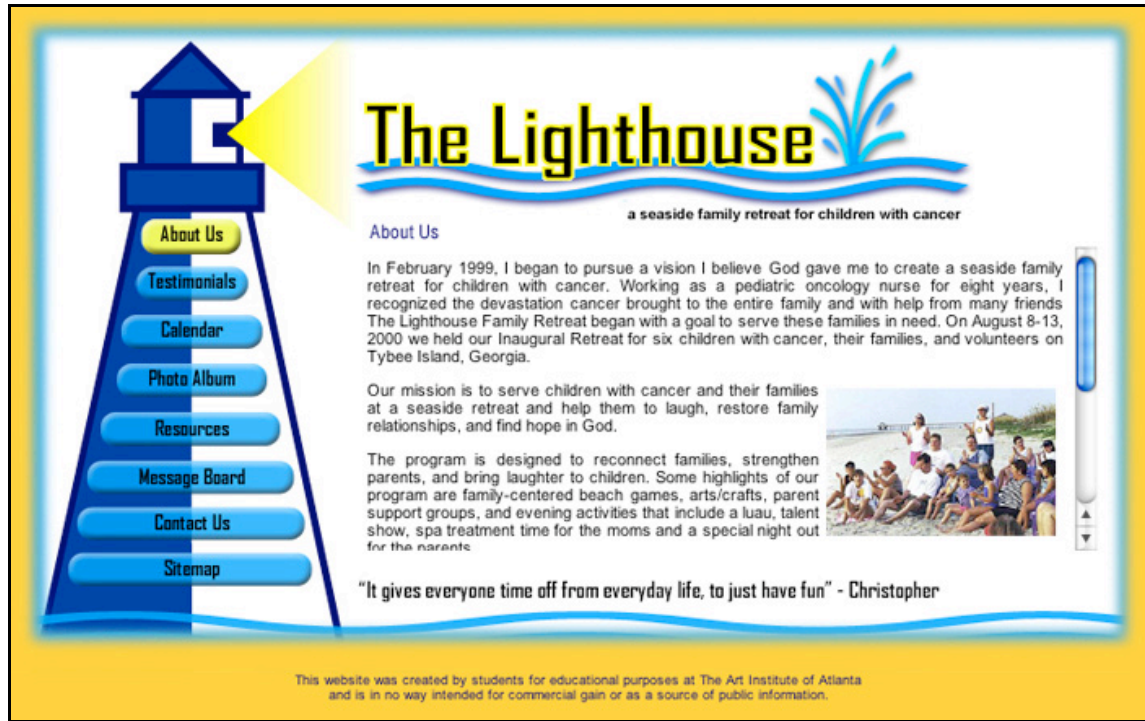


Figure #2: Visual comp for homepage

### VI. Concept Note

---

Blue is the color for water and so it dominates the interface layout and design for the homepage. I have used blue in different shades and tints and opacity to bring out the characteristics of water and yellow to show light. The status indicators are in yellow to indicate that the light guides the visitors as they navigate through the site. The graphical elements like the stylized wave and the blue and brown borders help to create a seaside atmosphere. I have also created a stylized image of water splashing, which is an indication of the fun that children have when they are in water.

The big and bold image of the lighthouse on the left of the webpage catches the eye of the visitor and guides them from one element to another as they navigate through the site.

### VII. Style Guide

---




# The Lighthouse Family Retreat - Documentation

This document will standardize treatments for global elements and graphics. Font choice sizes, HTML hexadecimal colors, headers, rollover states, text to graphic spacing and photo treatments are all defined in this document and guidelines will be set to make sure The Lighthouse Family Retreat website is consistent in design. Before any changes are made to the website, this guide should be referenced to ensure that this site will avoid any design breakdown.

## Design Tools and Settings

The designs for this website were created in Adobe Photoshop and Adobe Illustrator. The color setting for the RGB workspace in Photoshop and Illustrator should be set to Adobe RGB (1998). The Color Management Policies should be turned off in both Photoshop and Illustrator. The units of measurement used are pixels and for type; points are used. When working with any Photoshop or Illustrator file these preferences should be set to avoid color and size misinterpretations.

## Palette

Color	Hex Color Code	Description
	#34ADFE	Used for the links, waves, and as a border color of the webpage
	#FFCC33	Used for the background, and rollover state of the links
	#000000	Used for body text, status indication, outline of the logo, and border of the web page